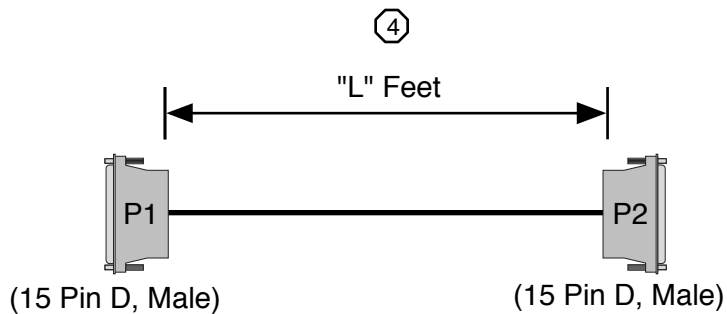
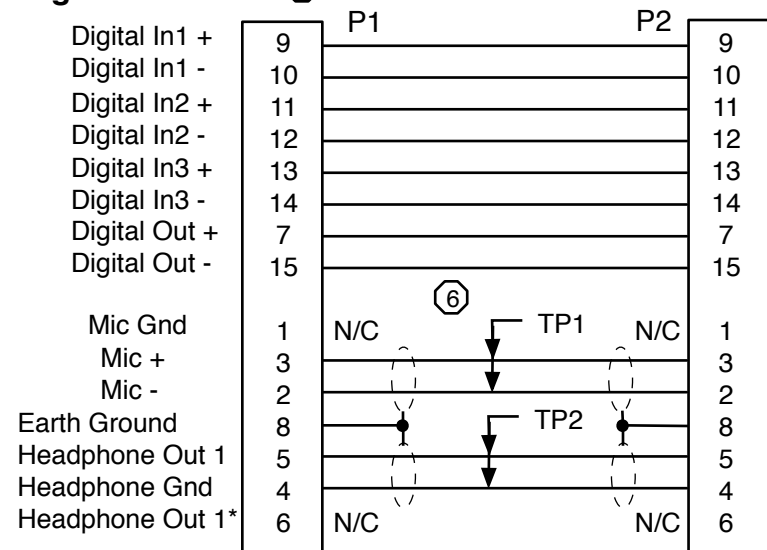


## Cable Layout: ⑤



## Wiring Information: ⑤




## Parts List:

Item	Qty	Reference	P/N	Mfg	Description	Notes
1	1	P1, P2	XXX-XXXX	XXXXXXXX	15-pin Male D-shell	1
2	AR	-			Audio Cable	3
3						
4						

## Notes:

- ① Use high quality supplier such as AMP or equivalent.
- ② (Not Used)
- ③ Use low capacitance, shielded, twisted pair, high flex audio cable.
- ④ Cable length "L" defined by length field of part number ordered
- ⑤ Wiring and cable layout as shown.
- ⑥ Individually shielded twisted pair configuration as shown. Straight or twisted pair cable may be used for Digital I/O Connections.

Rev	Date	Originator	Description
-	5-5-04	JPM	original release
B	10-4-04	NAK	Tie shields to pin 8
02	4-14-09	CJA	Added information table

 <b>ADVANCED SIMULATION TECHNOLOGY inc.</b> 500A Huntmar Park Drive, Herndon, VA 20170 <a href="http://www.asti-usa.com">www.asti-usa.com</a>	
Cage Code	OVFW3
Title	Audio Cable, IRIS Extension
Dwg #	CA-D15M-D15M-L-B_02
Sheet	1 of 1

Industry connector Sub Group	ASTi Part Number Sub Group	Source Device	ASTi Part Number	Current Revision Number	Description & Case Use	Special Notes
DB15	D15*	ACU, ACU2	CA-D15M-D15M-L-B	02		