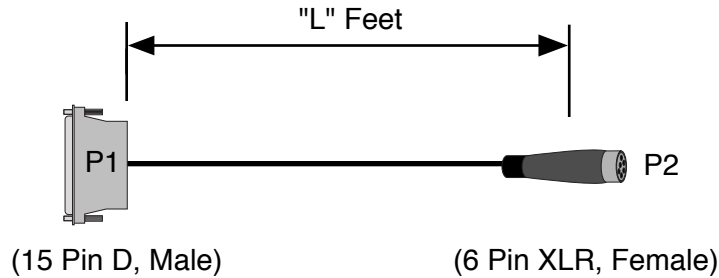


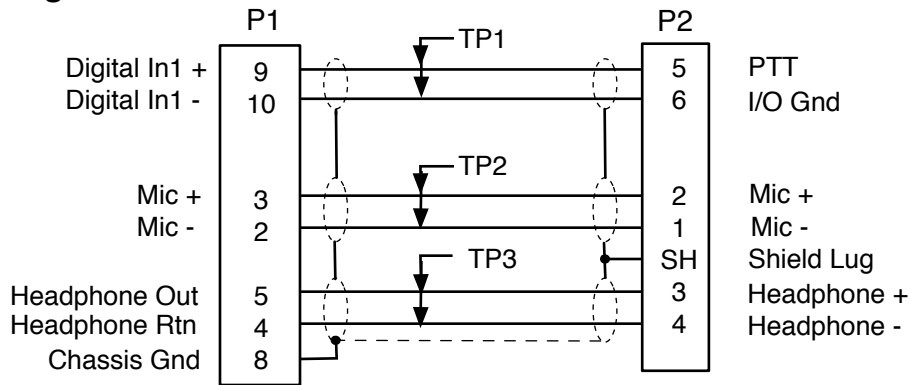
Cable Layout:



CA-D15M-X6F-L-A_02

Length in Feet


Wiring Information:



Notes:

1. Use high quality supplier such as AMP or equivalent.
2. Use Neutrik connector only. No Substitutions.
3. Use best quality low capacitance, high flex audio cable. Advise ASTi if other than Canare MR202-4AT audio cable is to be used.
4. Cable length "L" defined by length field of part number ordered
5. Tie ALL shields to Pin 8 at the D15 end. Tie ALL shields to the shield lug at the 6 pin XLR end. Pairs must be connected as shown

Rev	Date	Originator	Description
01	3-25-05	NAK	Original release
02	4-15-09	CJA	Added information table

 ADVANCED SIMULATION TECHNOLOGY inc. 500A Huntmar Park Drive, Herndon, VA 20170 www.asti-usa.com	
Cage Code	OVFW3
Title	Audio Cable IRIS to PTT Unit
Dwg #	CA-D15M-X6F-L-A_02
Sheet	1 of 1

Industry connector Sub Group	ASTi Part Number Sub Group	Source Device	ASTi Part Number	Current Revision Number	Description & Case Use	Special Notes
DB15	D15*	ACU, ACU2	CA-D15M-X6F-L-A	02		