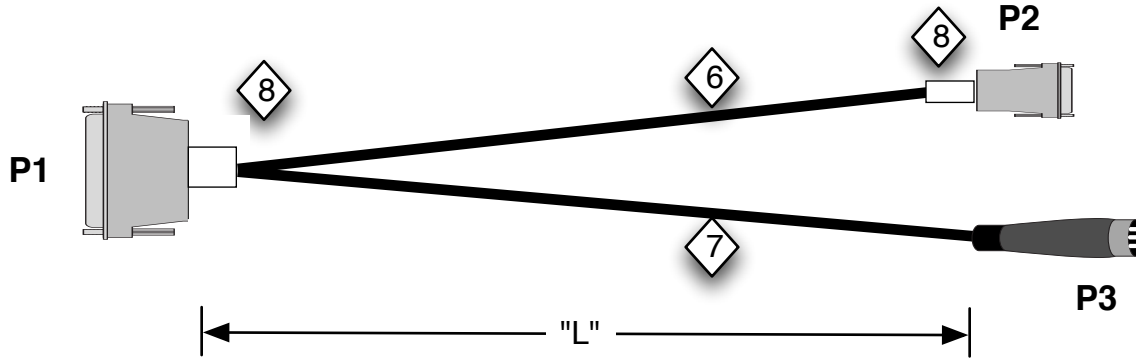
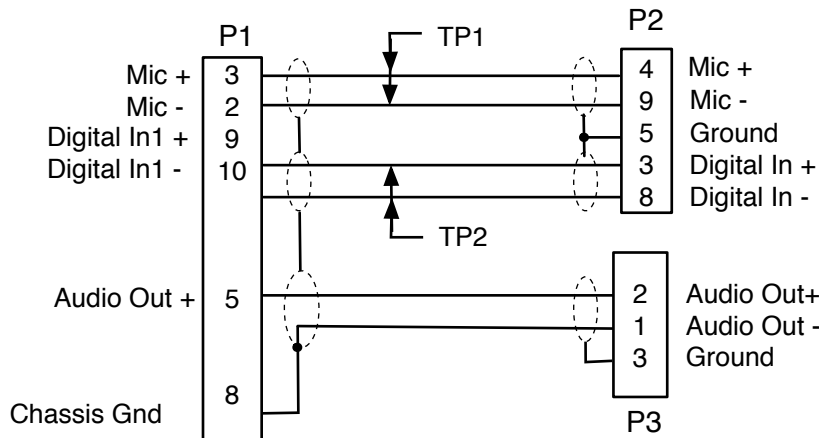


**Cable Layout:**



Length in feet


**Wiring Information:**



**Notes:**

1. P1: DB15 male connector
2. P3: Use Neutrik 3pin XLR male connector only. No Substitutions.
3. P2: DB9 female connector
4. Cable length "L" defined by length field of part number ordered
5. Tie ALL shields to Pin 8 at the D15 end. Pairs must be connected as shown. Unused pairs are not connected.
- 6 Use Canare MR202-2AT audio cable
- 7 Use Canare L-2E5 audio cable
8. Apply strain relief

Rev	Date	Originator	Description
01	4-25-06	NAK	Original release
02	4-15-09	CJA	Added information table

		ADVANCED SIMULATION TECHNOLOGY inc. 441-A Carlisle Drive, Herndon, VA 20170 www.asti-usa.com
Cage Code	OVFW3	
Title	Audio Cable IRIS to Desk Mic and Speaker	
Dwg #	CA-D15M-Y-D9M-X3M-L-A_02	
Sheet	1 of 1	

Industry connector Sub Group	ASTi Part Number Sub Group	Source Device	ASTi Part Number	Current Revision Number	Description & Case Use	Special Notes
DB15	D15*	ACU, ACU2	CA-D15M-Y-D9M-X3M-L-A	02		