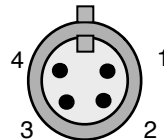
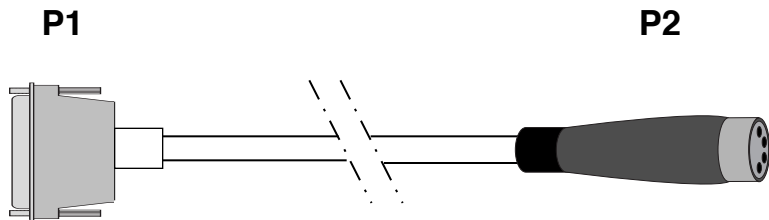
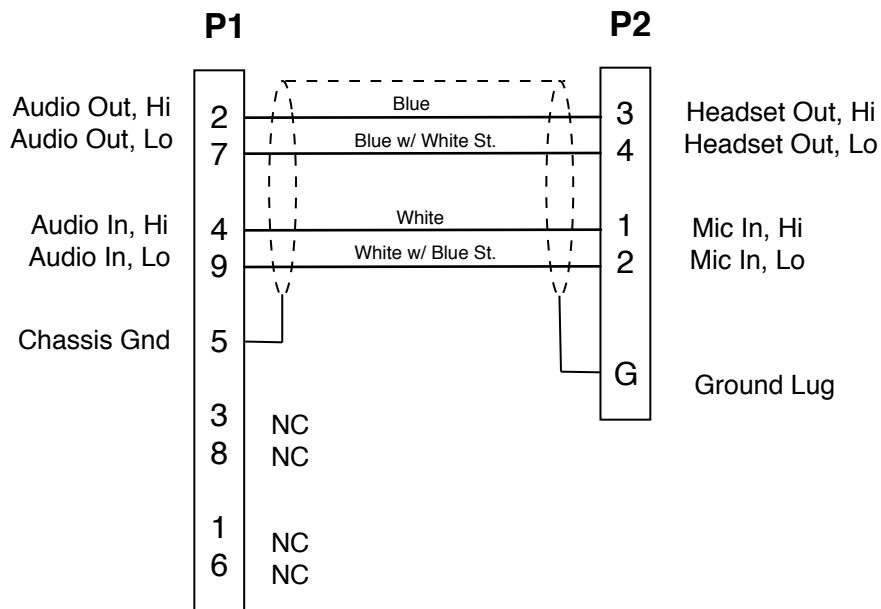


P/N: CA-D9M-X4F-L-B_04



Length in Feet



Assembly Notes

- (1) P1: Male, metal, DB-9 connector. Includes metal chrome backshell, strain relief & male screwlock assembly.
- (2) P2: Female, XLR, 4Pin, black chrome shell, gold contacts, strain relief.


Neutrik P/N: NC4FX-B - **NO SUBSTITUTIONS**

- (3) Cable: Low capacitance, shielded, star-quad, high flex, audio cable. Belden P/N: 1192A
- (4) Cable Length specified by value of L in P/N. Units are in feet.
- (5) Wire as shown in schematic - note drain wire connections.

Notes:

- 1. For use with RIUV41 & Telex HS models, PH-4, -8, -10, -44 & -88, with male XLR-4 Plugs.

Rev	Date	Originator	Description
01	2-22-00	SEG	P/N change from CA-D9M-L-X4F-A to CA-D9M-X4F-L-A
02	5-11-01	CEM	(1) Connect drain wires to XLR shell. (2) Connect drain wires to pin 5 of DB9 (not shell). (3) Added manuf & P/N for cable. (4) Specify unused pins on DB9.
03	12-17-04	NAK	Changed cable type
04	4-6-09	CJA	Added information table

		ADVANCED SIMULATION TECHNOLOGY inc. 500A Huntmar Park Drive, Herndon, VA 20170 www.asti-usa.com
Cage Code	OVFW3	
Title	Audio Interface Cable, - RIU to Headset	
Dwg #	CA-D9M-X4F-L-B_04	
Sheet	1 of 1	

Industry connector Sub Group	ASTi Part Number Sub Group	Source Device	ASTi Part Number	Current Revision Number	Description & Case Use	Special Notes
DB9	D9*	RIU, ACE-RIU	CA-D9M-X4F-L-B	04		