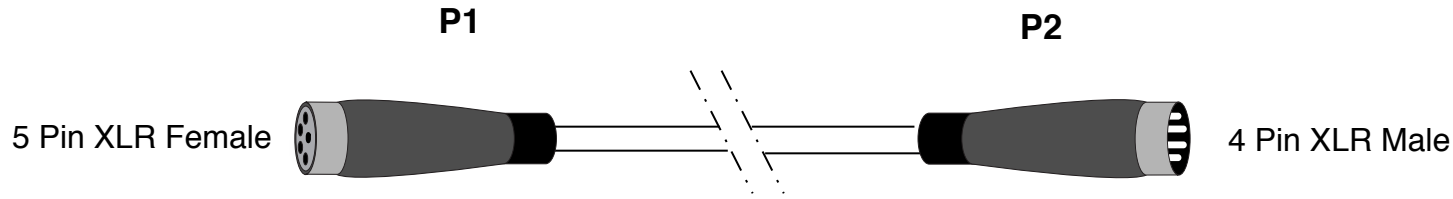
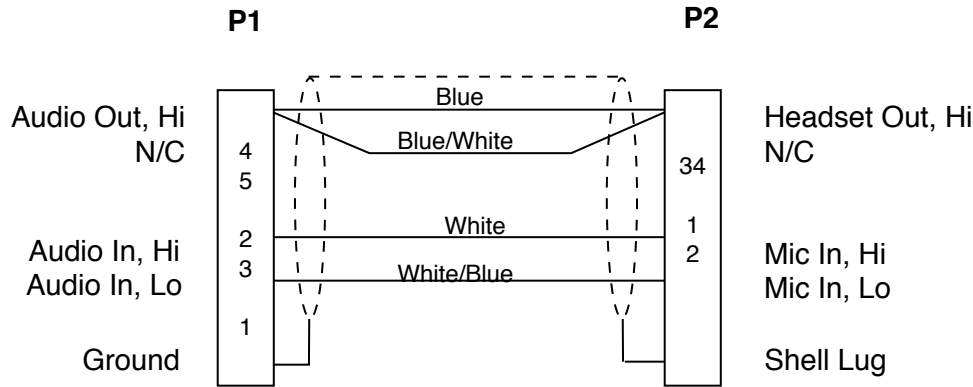


Cable Layout:

P/N: CA-X5F-X4M-L-A_02




Wiring Information:



Assembly Notes

1. P1: Female, XLR, 5Pin, black chrome shell, gold contacts, strain relief.
Neutrik P/N: NC5FX-B - **NO SUBSTITUTIONS**
2. P2: Male, XLR, 4Pin, black chrome shell, gold contacts, strain relief.
Neutrik P/N: NC4MX-B - **NO SUBSTITUTIONS**
3. Cable: Low capacitance, overall shielded, twisted pair, high flex, audio cable. Belden P/N: 1192A
4. Cable Length specified by value of L in P/N. Units are in feet.
5. Wire as shown in schematic - note drain wire connections.

Rev	Date	Originator	Description
01	11-03-04	NAK	Original Release
02	04/14/09	JBN	Added chart, made pretty

		ADVANCED SIMULATION TECHNOLOGY inc. 500A Huntmar Park Drive, Herndon, VA 20170 www.asti-usa.com
Cage Code	OVFW3	
Title	Audio Interface Cable, - 5-Pin Female XLR to 4-Pin Male XLR	
Dwg #	CA-X5F-X4M-L-A_02	
Sheet	1 of 1	

Industry Connector Sub Group	ASTi Part Number Sub Group	Source Device	ASTi Part Number	Current Revision Number	Description & Use Case	Special Notes
XLR5	X5*		CA-X5F-X4M-L-A	02		